

Jupiter Mines Limited

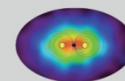
JUPITER MINES LIMITED

ABN 51 105 991 740

AND ITS CONTROLLED ENTITIES

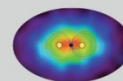
INTERIM FINANCIAL REPORT

FOR THE HALF-YEAR ENDED 31 AUGUST 2016



CONTENTS

	PAGE(S)
Directors' Report	2
Auditor's Independence Declaration	4
Consolidated Statement of Profit or Loss and Other Comprehensive Income	5
Consolidated Statement of Financial Position	6
Consolidated Statement of Changes in Equity	7
Consolidated Statement of Cash Flows	8
Notes to the Financial Statements	9-17
Directors' Declaration	18
Independent Auditor's Review Report	19-20



DIRECTORS' REPORT

Your Directors submit the financial report of Jupiter Mines Limited ("Jupiter" or the "Company") and its controlled entities ("the Group") for the half-year ended 31 August 2016.

Directors' Details

The names of Directors who held office during or since the end of the half-year are:

Mr B P Gilbertson	Non-Executive Chairman
Mr P R Murray	Independent Non-Executive Director
Mr A Bell	Independent Non-Executive Director
Mr P Thapliyal	Executive Director
Mr S C Shin	Non-Executive Director (Resigned 31 March 2016)
Mr S W Yoon	Non-Executive Director (Appointed 31 March 2016)

Directors were in office since the start of the period unless otherwise stated.

Review of Operations and Results

During the half year period, Jupiter continued to focus on the continued increased production at the Tshipi Borwa mine in South Africa. Tshipi has grown to become one of the five largest manganese operations globally and has one of the largest and shallowest resource bases in South Africa, which provides safety and cost benefits.

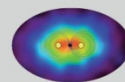
A profit of \$8,937,021 has been recognised from Jupiter's investment in Tshipi for the half year period. The six months since the year end has seen a sharp increase in the manganese price, and this increase continues. Due to tight cost controls and these strong revenues, the current financial year will be a record breaking one for Tshipi, with production and profitability targets comfortably exceeded.

The Mount Ida Magnetite and Mount Mason DSO Hematite projects remain under care and maintenance.

The consolidated result for the half-year was a \$13,810,486 profit after tax (2015: loss of \$5,133,049 after tax).

Set out below are the announcements and activities of the Company in the period:

1 December 2015	The Company released the Interim Financial Report – Half Year Ended 31 August 2015
15 December 2015	The Company announced the "Tshipi CEO Appointment"
4 April 2016	The Company announced the "Director Appointment and Resignation"
16 June 2016	The Company released the "Annual Report 2016" and "Notice of 2016 Annual General Meeting & Sample Proxy"
13 July 2016	The Company released the "Results of 2016 AGM" and "Jupiter Mines 2016 AGM Presentation"



DIRECTORS' REPORT (continued)

Auditor's Independence Declaration

The lead auditor's independence declaration under Section 307C of the Corporations Act 2001 is set out on the following page for the half-year ended 31 August 2016.

This report is signed in accordance with a resolution of the Board of Directors.

Brian Gilbertson
Chairman
Perth

Dated this 19th day of December 2016

Level 1
10 Kings Park Road
West Perth WA 6005

Correspondence to:
PO Box 570
West Perth WA 6872

T +61 8 9480 2000
F +61 8 9322 7787
E info.wa@au.gt.com
W www.grantthornton.com.au

Auditor's Independence Declaration To The Directors of Jupiter Mines Limited

In accordance with the requirements of section 307C of the Corporations Act 2001, as lead auditor for the review of Jupiter Mines Limited for the half-year ended 31 August 2016, I declare that, to the best of my knowledge and belief, there have been:

- a No contraventions of the auditor independence requirements of the Corporations Act 2001 in relation to the review; and
- b No contraventions of any applicable code of professional conduct in relation to the review.



GRANT THORNTON AUDIT PTY LTD
Chartered Accountants



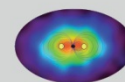
M A Petricevic
Partner - Audit & Assurance

Perth, 19 December 2016

Grant Thornton Audit Pty Ltd ACN 130 913 594
a subsidiary or related entity of Grant Thornton Australia Ltd ABN 41 127 556 389

'Grant Thornton' refers to the brand under which the Grant Thornton member firms provide assurance, tax and advisory services to their clients and/or refers to one or more member firms, as the context requires. Grant Thornton Australia Ltd is a member firm of Grant Thornton International Ltd (GTIL). GTIL and the member firms are not a worldwide partnership. GTIL and each member firm is a separate legal entity. Services are delivered by the member firms. GTIL does not provide services to clients. GTIL and its member firms are not agents of, and do not obligate one another and are not liable for one another's acts or omissions. In the Australian context only, the use of the term 'Grant Thornton' may refer to Grant Thornton Australia Limited ABN 41 127 556 389 and its Australian subsidiaries and related entities. GTIL is not an Australian related entity to Grant Thornton Australia Limited.

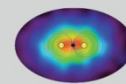
Liability limited by a scheme approved under Professional Standards Legislation. Liability is limited in those States where a current scheme applies.



**CONSOLIDATED STATEMENT OF PROFIT OR LOSS AND OTHER COMPREHENSIVE INCOME
FOR THE HALF-YEAR ENDED 31 AUGUST 2016**

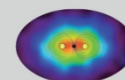
	Note	31-AUG-16 \$	31-AUG-15 \$
Other income		2,157,913	997,001
Employee benefits costs		(179,663)	(130,628)
Travel and entertainment costs		(3,693)	(1,322)
Director costs		(128,329)	(256,679)
Professional services costs		(171,113)	(218,384)
Regulatory fees		(17,186)	(29,537)
Administration costs		(33,297)	(33,695)
Finance costs		(10,837)	(50,824)
Occupancy costs		(295,086)	(392,445)
Insurance costs		(38,804)	(42,289)
Depreciation and amortisation costs		(7,622)	(22,942)
Impairment of exploration interests	3	(561,119)	(927,948)
Impairment of financial assets		-	(725,938)
Realised foreign exchange gain/(loss)		4,167,266	54,370
Share of profit/(loss) from joint venture entities using the equity method	9	8,937,021	(3,349,262)
Profit / (Loss) before income tax		13,815,451	(5,130,521)
Income tax benefit/(expense)		(4,965)	(2,528)
Profit / (Loss) attributable to members of the parent entity		13,810,486	(5,133,049)
Other comprehensive income/(loss):			
<i>Items that may be subsequently transferred to profit or loss:</i>			
Fair value movements on available-for-sale financial assets		45,919	-
Other comprehensive income/(expense) for the period, net of tax		45,919	-
Total comprehensive profit/(loss) for the period		13,856,405	(5,133,049)
Overall Operations			
Basic profit/(loss) per share (cents per share)		0.0061	(0.0023)
Diluted profit/(loss) per share (cents per share)		0.0061	(0.0023)

The financial statements should be read in conjunction with the accompanying notes.

**CONSOLIDATED STATEMENT OF FINANCIAL POSITION
AS AT 31 AUGUST 2016**

	NOTE	31-AUG-16 \$	28-FEB-16 \$
ASSETS			
CURRENT ASSETS			
Cash and cash equivalents	7	37,067,106	37,369,518
Trade and other receivables		100,986	239,663
Assets held for sale	9	2,726,219	-
Other current assets		1,653,075	933,429
TOTAL CURRENT ASSETS		41,547,386	38,542,610
NON-CURRENT ASSETS			
Available for sale financial assets		252,725	206,706
Property, plant and equipment		544,052	726,782
Intangible assets		13,381	9,496
Investments using the equity method	9	189,975,161	181,544,361
Exploration and evaluation assets	3	10,384,000	10,384,000
Other non-current assets	8	46,545,579	44,199,366
TOTAL NON-CURRENT ASSETS		247,714,898	237,070,711
TOTAL ASSETS		289,262,284	275,613,321
LIABILITIES			
CURRENT LIABILITIES			
Trade and other payables		246,047	426,446
Short-term provisions		15,837	42,879
TOTAL CURRENT LIABILITIES		261,884	469,325
TOTAL LIABILITIES		261,884	469,325
NET ASSETS		289,000,400	275,143,995
EQUITY			
Issued capital	4	526,639,293	526,639,293
Reserves	5	45,919	-
Accumulated losses		(237,684,812)	(251,495,298)
TOTAL EQUITY		289,000,400	275,143,995

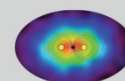
The financial statements should be read in conjunction with the accompanying notes.



**CONSOLIDATED STATEMENT OF CHANGES IN EQUITY
FOR THE HALF-YEAR ENDED 31 AUGUST 2016**

Consolidated Group	\$	\$	\$	\$	\$
	Issued Capital		Reserves		Total
	Ordinary	Options	Financial assets	Accumulated losses	
Balance at 1 March 2015	526,639,293	—	—	(79,098,970)	447,540,323
Loss attributable to members of parent entity	—	—	—	(172,396,327)	(172,396,327)
Total other comprehensive loss for the period	—	—	—	—	—
Total comprehensive loss for the period	—	—	—	(172,396,327)	(172,396,327)
Options lapsed during the period	—	—	—	—	—
Balance at 28 February 2016	526,639,293	—	—	(251,495,298)	275,143,995
Balance at 1 March 2016	526,639,293	—	—	(251,495,298)	275,143,995
Profit attributable to members of parent entity	—	—	—	13,810,486	13,810,486
Total other comprehensive income for the period	—	—	45,919	—	45,919
Total comprehensive loss for the period	—	—	45,919	13,810,486	13,856,405
Options vested or cancelled during the period	—	—	—	—	—
Balance at 31 August 2016	526,639,293	—	45,919	(237,684,812)	289,000,400

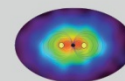
The financial statements should be read in conjunction with the accompanying notes.



**CONSOLIDATED STATEMENT OF CASH FLOWS
FOR THE HALF YEAR ENDED 31 AUGUST 2016**

	NOTE	31-AUG-16 \$	31-AUG-15 \$
CASH FLOWS FROM OPERATING ACTIVITIES			
Receipts from customers		—	—
Payments to suppliers and employees		(487,999)	(1,211,536)
Interest received		498,129	545,505
Other income		231,425	209,449
Net cash provided by / (used in) operating activities		241,555	(456,582)
CASH FLOWS FROM INVESTING ACTIVITIES			
Purchase of plant and equipment		(11,606)	—
Proceeds from disposal of mineral interest		—	390,000
Payments for exploration and evaluation		(533,566)	(356,344)
Net cash (used in) / provided by investing activities		(545,172)	33,656
CASH FLOWS PROVIDED BY FINANCING ACTIVITIES			
Proceeds/(paid) on issue of shares		—	—
Proceeds/(loans) from borrowings and loans from related parties		—	—
Net cash (used in) / provided by financing activities		—	—
Net increase / (decrease) in cash held		(303,617)	(422,926)
Cash at beginning of period		37,369,518	38,773,153
Effect of exchange rates on cash holdings in foreign currencies		1,205	158,652
Cash at end of period	7	37,067,106	38,508,879

The financial statements should be read in conjunction with the accompanying notes.



**NOTES TO THE FINANCIAL STATEMENTS
FOR THE HALF-YEAR ENDED 31 AUGUST 2016**

NOTE 1: SUMMARY OF SIGNIFICANT ACCOUNTING POLICIES

Basis of Preparation

These general purpose financial statements for the interim half-year reporting period ended 31 August 2016 have been prepared in accordance with requirements of the *Corporations Act 2001* and Australian Accounting Standards including AASB 134: Interim Financial Reporting. Compliance with Australian Accounting Standards ensures that the financial statements and notes also comply with International Financial Reporting Standards. This group is a for-profit entity for the financial reporting purposes under Australian Accounting Standards.

The half year financial report does not include all notes of the type normally included within the annual financial report and therefore cannot be expected to provide as full an understanding of the financial performance, financial position and financing and investing activities of the consolidated entity as the full financial report. It is therefore recommended that these financial statements be read in conjunction with the annual financial statements of the Group for the year ended 28 February 2016, together with any public announcements made during the half-year.

Accounting Policies

The same accounting policies and methods of computation have been followed in these interim financial statements as were applied in the most recent annual financial statements for the year ended 28 February 2016, except for the below:

Critical Accounting Estimates and Judgements

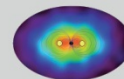
The critical estimates and judgements are consistent with those applied and disclosed in the 28 February 2016 Annual Report.

Exploration and evaluation expenditure

The Group's accounting policy for exploration and evaluation expenditure results in certain items of expenditure being capitalised for an area of interest where it is considered likely to be recoverable by future exploitation or sale or where the activities have not reached a stage which permits a reasonable assessment of the existence of reserves. This policy requires management to make certain estimates and assumptions as to future events and circumstances, in particular whether an economically viable extraction operation can be established. Any such estimates and assumptions may change as new information becomes available. If, after having capitalised the expenditure under the policy, a judgement is made that recovery of the expenditure is unlikely, the relevant capitalised amount will be written off to the statement of profit or loss and other comprehensive income. As a result of management's assessment, an impairment charge has been recognised at the reporting date of \$561,119.

Adoption of new and revised accounting standards

The AASB has issued a number of new and amended Accounting Standards and Interpretations that have mandatory application date for future reporting periods. In the half year ended 31 August 2016, the Company has reviewed all of the new and revised Accounting Standards and Interpretations issued by the AASB that are relevant to the Group's operations and effective for annual reporting periods beginning on or after 1 March 2017.



**NOTES TO THE FINANCIAL STATEMENTS
FOR THE HALF-YEAR ENDED 31 AUGUST 2016**

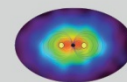
NOTE 1: SUMMARY OF SIGNIFICANT ACCOUNTING POLICIES (continued)

Adoption of new and revised accounting standards (continued)

These new and amended Accounting Standards and Interpretation are detailed below:

Standard / Interpretation	Mandatory Effective Date (Annual periods beginning on or after...)
AASB 9 Financial Instruments (December 2015) – Amendments to AASB 139: Financial Instruments Recognition and Measurement	1 January 2018
AASB 15 Revenue from Contracts with Customers – Amendments to AASB 118 Revenue, AASB 111 Construction Contracts and some revenue-related Interpretations	1 January 2017
AASB 2015-1 Amendments to Australian Accounting Standards (Part D: Consequential Amendments arising from AASB 14)	1 January 2016
AASB 2015-4 Amendments to Australian Accounting Standards – Clarification of Acceptable Methods of Depreciation and Amortisation	1 January 2016
AASB 2015-5 Amendments to Australian Accounting Standards arising from AASB 15	1 January 2017
AASB 2016-1 Amendments to Australian Accounting Standards – Annual Improvements to Australian Accounting Standards 2012-2015 Cycle	1 January 2016
AASB 2016-2 Amendments to Australian Accounting Standards – Disclosure Initiative: Amendments to AASB 101	1 January 2016
AASB 2016-3 Amendments to Australian Accounting Standards arising from the Withdrawal of AASB 1031 Materiality	1 July 2016

The Group has not early adopted any of these Standards and Interpretations, which become effective in future reporting periods. When they become mandatory and are applied, the Directors do not consider any of the above to have a material impact on the Group's results.



**NOTES TO THE FINANCIAL STATEMENTS
FOR THE HALF-YEAR ENDED 31 AUGUST 2016**

NOTE 3: EXPLORATION AND EVALUATION ASSETS

	31-AUG-16	28-FEB-16
	\$	\$
Costs carried forward in respect of the following areas:		
- Mount Mason	200,000	200,000
- Mount Ida	10,184,000	10,184,000
Total exploration expenditure	10,384,000	10,384,000

	31-AUG-16	28-FEB-16
	\$	\$
Reconciliation of Movement for the Period:		
Opening balance	10,384,000	13,600,000
Additions during the period	561,119	1,952,484
Impairment of exploration and evaluation	(561,119)	(5,168,484)
Total exploration expenditure	10,384,000	10,384,000

During the reporting period, the future recoverability of capitalised exploration and evaluation expenditure was assessed and an impairment loss of \$561,119 was recognised. As an independent valuation of the Group's projects was completed for the 28 February 2016 annual financial report, management have impaired the total value to be consistent with the value adopted in the annual report. For details on the valuation refer to the 28 February 2016 annual financial report. An updated independent valuation will be completed for the next year end.

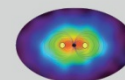
NOTE 4: ISSUED CAPITAL

	NOTE	31-AUG-16	28-FEB-16
		\$	\$
Paid up capital:			
2,281,835,383 (28 February 2016: 2,281,835,383)			
fully paid ordinary shares	4a	526,639,293	526,639,293
		526,639,293	526,639,293

(a) Ordinary shares

	31-AUG-16	28-FEB-16
	\$	\$
At the beginning of the reporting period	526,639,293	526,639,293
At reporting date	526,639,293	526,639,293

Ordinary shares participate in dividends and the proceeds on winding up of the parent entity in proportion to the number of shares held. At the shareholders meetings each ordinary share is entitled to one vote when a poll is called, otherwise each shareholder has one vote on a show of hands. The ordinary shares have no par value.



NOTES TO THE FINANCIAL STATEMENTS
FOR THE HALF-YEAR ENDED 31 AUGUST 2016

NOTE 5: RESERVES

	NOTE	31-AUG-16 \$	28-FEB-16 \$
Financial assets reserve	5a	45,919	—
		<u>45,919</u>	<u>—</u>
(a) Financial asset reserve			
At the beginning of the reporting period		—	—
Revaluation increment during the period		45,919	—
At reporting date		<u>45,919</u>	<u>—</u>

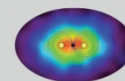
NOTE 6: DIVIDENDS

No dividends were declared or paid in the period.

NOTE 7: CASH AND CASH EQUIVALENTS

Cash at the end of the period as shown in the statement of cash flows is reconciled to items in the statement of financial position as follows:

	31-AUG-16 \$	28-FEB-16 \$
Cash and cash equivalents	37,067,106	37,369,518
	<u>37,067,106</u>	<u>37,369,518</u>



**NOTES TO THE FINANCIAL STATEMENTS
FOR THE HALF-YEAR ENDED 31 AUGUST 2016**

NOTE 8: OTHER NON-CURRENT ASSETS

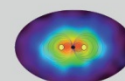
In October 2010, at the same time as the acquisition of the 49.9% equity interest in Tshipi é Ntle Manganese Mining (Proprietary) Limited, the Company also acquired certain loan balances payable by the Tshipi Joint Venture which have been included as non-current assets. At 31 August 2016, an amount of \$46,545,579 (28 February 2016: \$44,199,366) has been recognised representing the element of these loans which are receivable from the Tshipi Joint Venture parties.

NOTE 9: INVESTMENTS USING THE EQUITY METHOD

Set out below are the Joint Ventures of the Group as at 31 August 2016, which in the opinion of the Directors, are material to the Group. The entities listed below have share capital consisting solely of ordinary shares, which are held directly by the Group. The country of incorporation or registration is also their principal place of business, and the proportion of the Group's ownership interest is the same as the proportion of voting rights held. These entities are held through a fully controlled entity, Jupiter Kalahari S.A.

Name of Entity	Country of Incorporation	Ownership interest held by group		Nature of relationship	Measurement method
		2016	2015		
Tshipi é Ntle Manganese Mining (Proprietary) Limited	South Africa	49.9%	49.9%	Joint Venture	Equity method
OM Tshipi (S) Pte Ltd *	Singapore	33.3%	33.3%	Joint Venture	-

* The Group has registered a Notice to Exit with OM Tshipi (S) Pte Ltd as at 1 March 2016. The exit is currently being finalised. Subsequently, the Group's 33.3% share of the assets and liabilities of OM Tshipi (S) Pte Ltd will be distributed upon final exit of the joint venture. As such, the investment balance has been transferred to Assets Held for Sale in the balance sheet.



**NOTES TO THE FINANCIAL STATEMENTS
FOR THE HALF-YEAR ENDED 31 AUGUST 2016**

NOTE 9: INVESTMENTS USING THE EQUITY METHOD (continued)

Summarised financial information

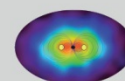
	31-AUG-16	28-FEB-16
Tshipi é Ntle Manganese Mining (Proprietary) Limited	\$	\$
Opening carrying value of joint venture	178,818,142	337,542,541
Foreign exchange movements on shareholder loan	2,219,998	(7,638,810)
Share of profit/(loss) using the equity method	8,937,021	(7,443,686)
Impairment of carrying value of investment	-	(143,641,903)
	189,975,161	178,818,142
OM Tshipi (S) Pte Limited		
Opening carrying value of joint venture	2,726,219	2,218,689
Share of profit using the equity method	-	507,529
Receivable on exit of joint venture and transferred to Assets Held for Sale	(2,726,219)	-
	-	2,726,219
Total investments using the equity method	189,975,161	181,544,361

NOTE 10: SEGMENT INFORMATION

The Group operates in the mining industry.

The Group has identified its operating segments based on the internal reports that are reviewed and used by the chief operating decision makers (the Board of Directors and key management) in assessing performance and determining the allocation of resources.

The Group segments are structured primarily on the basis of its exploration and production interests. These are considered to be the Central Yilgarn Iron Exploration Project (Iron Ore), which is located in Australia and the producing Tshipi Project (Manganese) which is located in South Africa. Information is not readily available for allocating the remaining items of revenue, expenses, assets and liabilities, or these items are not considered part of the core operations of any segment. Any transactions between reportable segments have been offset for these purposes.

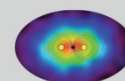


NOTES TO THE FINANCIAL STATEMENTS
FOR THE HALF-YEAR ENDED 31 AUGUST 2016

NOTE 10: SEGMENT INFORMATION (continued)

(a) Segment performance

6 months to 31 August 2016	CYIP Iron Ore (Australia) \$	Tshipi Manganese (South Africa) \$	Total \$
Revenue			
From external customers	-	1,290,803	1,290,803
Share of profit from joint venture entities using the equity method	-	8,937,021	8,937,021
Segment Revenues	-	10,227,824	10,227,824
Segment operating profit before tax	(561,119)	10,227,824	9,666,705
Corporate and Unallocated			4,148,746
Net profit before tax			13,815,451
Segment assets	10,384,000	189,975,161	200,359,161
Corporate and Unallocated			88,903,122
Total Assets			289,262,283
Segment liabilities	-	-	-
Corporate and Unallocated			261,884
Total Liabilities			261,884

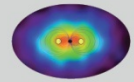


NOTES TO THE FINANCIAL STATEMENTS
FOR THE HALF-YEAR ENDED 31 AUGUST 2016

NOTE 10: SEGMENT INFORMATION (continued)

(a) Segment performance (continued)

6 months to 31 August 2015	CYIP Iron Ore (Australia) \$	Tshipi Manganese (South Africa) \$	Total \$
Revenue			
From external customers	-	-	-
Share of profit from joint venture entities using the equity method	-	-	-
Segment Revenues	-	-	-
Segment operating profit before tax	(927,948)	(3,349,262)	(4,277,210)
Corporate and Unallocated			(853,311)
Net loss before tax			(5,130,521)
Segment assets	13,600,000	336,449,485	350,049,485
Corporate and Unallocated			92,835,516
Total Assets			442,885,001
Segment liabilities	-	-	-
Corporate and Unallocated			477,727
Total Liabilities			477,727



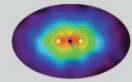
**NOTES TO THE FINANCIAL STATEMENTS
FOR THE HALF-YEAR ENDED 31 AUGUST 2016**

NOTE 11: CONTINGENT LIABILITIES

There has been no material change in contingent liabilities since the end of the last annual reporting period.

NOTE 12: EVENTS SUBSEQUENT TO REPORTING DATE

Jupiter announced on 21 November 2016 that it would be receiving a distribution from Tshipi. Subsequently Jupiter will be distributing funds to shareholders by way of an equal access share buy-back in the first quarter of 2017.



DIRECTORS' DECLARATION

In the opinion of the Directors of Jupiter Mines Limited:

1. The condensed consolidated financial statements and notes, as set out on pages 5 to 17 are in accordance with the *Corporations Act 2001*, including:
 - a. Complying with Accounting Standard AASB 134 Interim Financial Reporting; and
 - b. Giving a true and fair view of the consolidated entity's financial position as at 31 August 2016 and of its performance for the half-year ended on that date.
2. The financial statements and notes also comply with International Financial Reporting Standards as disclosed in Note 1.
3. There are reasonable grounds to believe that the Company will be able to pay its debts as and when they become due and payable.

This declaration is made in accordance with a resolution of the Board of Directors.

Brian Gilbertson
Chairman
Perth

Dated this 19th day of December 2016

Level 1
10 Kings Park Road
West Perth WA 6005

Correspondence to:
PO Box 570
West Perth WA 6872

T +61 8 9480 2000
F +61 8 9322 7787
E info.wa@au.gt.com
W www.grantthornton.com.au

INDEPENDENT AUDITOR'S REVIEW REPORT To the Members of Jupiter Mines Limited

Report on the Jupiter Mines Limited Financial Report

We have reviewed the accompanying half-year financial report of Jupiter Mines Limited (“Group”), which comprises the consolidated financial statements being the consolidated statement of financial position as at 31 August 2016, and the consolidated statement of profit or loss and other comprehensive income, consolidated statement of changes in equity and consolidated statement of cash flows for the half-year ended on that date, notes comprising a description of accounting policies, other explanatory information, and the directors’ declaration of the consolidated entity, comprising both the Group and the entities it controlled at the half-year end or from time to time during the half-year.

Director’s Responsibility for the half-year Financial Report

The Directors of Jupiter Mines Limited are responsible for the preparation of the half-year financial report that gives a true and fair view in accordance with the Australian Accounting Standards and the Corporations Act 2001 and for such internal control as the directors determine is necessary to enable the preparation and fair presentation of the half-year financial report that is free from material misstatement, whether due to fraud or error.

Auditor’s Responsibility

Our responsibility is to express a conclusion on the consolidated half-year financial report based on our review. We conducted our review in accordance with Auditing Standard on Review Engagements ASRE 2410 *Review of a Financial Report Performed by the Independent Auditor of the Entity*, in order to state whether, on the basis of the procedures described, we have become aware of any matter that makes us believe that the half-year financial report is not in accordance with the Corporations Act 2001 including: giving a true and fair view of the consolidated entity’s financial position as at 31 August 2016 and its performance for the

Grant Thornton Audit Pty Ltd ACN 130 913 594
a subsidiary or related entity of Grant Thornton Australia Ltd ABN 41 127 556 389

‘Grant Thornton’ refers to the brand under which the Grant Thornton member firms provide assurance, tax and advisory services to their clients and/or refers to one or more member firms, as the context requires. Grant Thornton Australia Ltd is a member firm of Grant Thornton International Ltd (GTIL). GTIL and the member firms are not a worldwide partnership. GTIL and each member firm is a separate legal entity. Services are delivered by the member firms. GTIL does not provide services to clients. GTIL and its member firms are not agents of, and do not obligate one another and are not liable for one another’s acts or omissions. In the Australian context only, the use of the term ‘Grant Thornton’ may refer to Grant Thornton Australia Limited ABN 41 127 556 389 and its Australian subsidiaries and related entities. GTIL is not an Australian related entity to Grant Thornton Australia Limited.

Liability limited by a scheme approved under Professional Standards Legislation. Liability is limited in those States where a current scheme applies.

half-year ended on that date; and complying with Accounting Standard AASB 134 Interim Financial Reporting and the Corporations Regulations 2001. As the auditor of Jupiter Mines Limited, ASRE 2410 requires that we comply with the ethical requirements relevant to the audit of the annual financial report.

A review of a half-year financial report consists of making enquiries, primarily of persons responsible for financial and accounting matters, and applying analytical and other review procedures. A review is substantially less in scope than an audit conducted in accordance with Australian Auditing Standards and consequently does not enable us to obtain assurance that we would become aware of all significant matters that might be identified in an audit. Accordingly, we do not express an audit opinion.

Independence

In conducting our review, we complied with the independence requirements of the Corporations Act 2001.

Conclusion

Based on our review, which is not an audit, we have not become aware of any matter that makes us believe that the half-year financial report of Jupiter Mines Limited is not in accordance with the Corporations Act 2001, including:

- a giving a true and fair view of the consolidated entity's financial position as at 31 August 2016 and of its performance for the half-year ended on that date; and
- b complying with Accounting Standard AASB 134 Interim Financial Reporting and Corporations Regulations 2001.

GRANT THORNTON

GRANT THORNTON AUDIT PTY LTD
Chartered Accountants

MARet

M A Petricevic
Partner – Audit & Assurance

Perth, 19 December 2016