

JUPITER MINES LIMITED

19 December 2018

ASX: JMS

Level 10
16 St Georges Terrace
Perth WA 6000

Tel: +61 8 9346 5500
Fax: +61 8 9481 5933

ABN 51 105 991 740

Contacts:

Melissa North
Ph: 08 9346 5500
info@jupitermines.com

Email:

info@jupitermines.com

Website:

www.jupitermines.com

Directors/Officers

Brian Gilbertson
Paul Murray
Andrew Bell
Priyank Thapliyal
Sungwon Yoon

Melissa North

Issued Capital:

Ordinary shares:
1,958,991,033

Current Assets:

- World class Tshipi Manganese Mine
- Advanced Central Yilgarn Iron Ore Projects

JUPITER MINES LIMITED

Q3 FY2019 QUARTERLY ACTIVITIES REPORT

Jupiter Mines Limited (ASX: JMS) (“Jupiter”, or the “Company”, and together with its subsidiaries, the “Group”) is pleased to provide the following activities report for the quarter ended 30 November 2018.

HIGHLIGHTS

- Tshipi production and sales on track as per FY2019 business plan.
- Jupiter’s attributable cash \$96 million (pre-tax and other commitments) at end of the quarter.
- Subject to Tshipi performing as per plan and manganese price holding over January and February 2019, Tshipi plans to distribute approx. R1 billion as dividends to its shareholders.
- Jupiter CEO, Priyank Thapliyal to conduct conference call on quarterly results on Wednesday 19 December at 4:30pm AEDT.

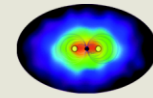
TSHIPI BORWA MANGANESE MINE (100% BASIS)

Jupiter Mines Limited has a 49.9% beneficial interest in Tshipi é Ntle Manganese Mining (Pty) Limited (“Tshipi”), which operates the Tshipi Borwa Manganese Mine in the southern portion of the Kalahari manganese field.

Production, sales and financial information for the quarter ended 30 November 2018 and comparatives are presented below:

	UNIT	Q3 FY2019	Q2 FY2019	Q1 FY2019	YTD FY2019
Mined volume	bcm	2,872,951	2,737,391	2,509,466	8,119,808
Production	Tonnes	859,550	870,035	915,011	2,644,596
Sales	Tonnes	789,922	950,880	924,255	2,665,057
Average CIF price achieved (high grade lumpy)	CIF, USD/dmtu	6.43	5.98	7.19	6.55
Average cost of production	FOB, ZAR/dmtu	28.81	30.34*	28.24	29.32
Average exchange rate	USD/ZAR ¹	14.44	13.58	12.15	13.39
Average exchange rate	AUD/ZAR ¹	10.37	10.05	9.29	9.90
Sales revenue	AUD million ²	181.8	223.3	249.6	651.2
Earnings before interest, tax and depreciation (“EBITDA”)	AUD million ²	112.3	159.9	171.7	440.8
Net profit after tax	AUD million ²	76.1	103.4*	112.8	290.4
Net cash from operating activities	AUD million ²	82.3	105.4	164.3	347.2
Cash at bank	AUD million ²	155.9	261.7	181.0	155.9

*Note: as per announcement dated 16 October 2018, a R240m adjustment was recognised in the final auditor reviewed half year results which differed from the Q2 FY2019 released on 27 August 2018.



Mining and Production

During the quarter, there was a deficit in total mining volumes of 160,000 bcms, including 100,000 bcms of graded ore, due to a breakdown in excavators which have been remobilised at the end of November. The deficit will be reduced by the financial year end. Graded ore volumes were down as the mining pace has been slowed to ensure quality of the high grade product is maintained.

Tshipi's cost of production for the year to date remained steady at R29.32.

Tshipi recorded 2 lost time injuries during the quarter – a dump truck lost power and rolled injuring the operator and a boilermaker's assistant was struck by a falling object causing a lower leg fracture. Both employees have been discharged from care. All employees and contractors were retrained in hazards and risk identification and a safety officer to be dedicated to shutdown activities at all times.

Logistics and Sales

Tshipi's allocation to the new Durban route was reallocated by Transnet during the quarter. The lost volumes were replaced with road volumes.

During the quarter, strong gusting winds caused a crane to collapse at Port Elizabeth, which resulted in a temporary closure of the facility. Combined with the Durban reallocation, 139,000 tonnes of exports were delayed, which will be exported in December.

Potential Final Tshipi FY2019 Dividend

Low grade stockpiles have been depleted in H1 2019 and will not be available for sale for the remainder of FY2019 therefore reducing the cash available for the final FY2019 dividend.

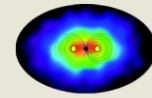
Subject to Tshipi performing as per plan and the manganese price holding over January and February 2019, Tshipi plans to distribute approx. R1 billion in dividends to its shareholders.

MARKETING

Sales and financial information for the quarter ended 30 November 2018 and comparatives are presented below:

	UNIT	Q3 FY2019	Q2 FY2019	Q1 FY2019	YTD FY2019
Sales	DMT	354,243	478,741	432,623	1,265,607
Average CIF price achieved (high grade lumpy)	CIF, USD/dmtu	6.22	6.11	7.04	6.46
Revenue – marketing fee income	AUD million ²	2.7	3.5	3.0	9.2
Gross profit	AUD million ²	2.7	3.5	3.0	9.2
EBITDA	AUD million ²	2.5	3.2	2.7	8.5
Net profit after tax	AUD million ²	1.5	3.0	2.7	7.1
Cash at bank	AUD million ²	2.6	0.8	11.2	2.6

Manganese prices rose during the quarter and the Jupiter marketing team continued to perform strongly, recording sales in FY2019 YTD of 1.3 million tonnes.



CENTRAL YILGARN IRON ORE PROJECTS

No exploration or development activities were undertaken at the Mount Ida Magnetite or Mount Mason Hematite projects during the quarter. The Company does not plan to undertake any activities in the next quarter however continues to explore strategic options for both projects' development potential.

CORPORATE UPDATE

The Group net consolidated cash balance increased from \$15,543,106 to \$17,888,347 during the quarter. Jupiter's attributable cash including its share of Tshipi cash was \$95,671,742 at the end of the November quarter, calculated as the net consolidated cash above and Jupiter's 49.9% share of Tshipi's cash balance.

On 10 October 2018, Jupiter paid its shareholders an interim unfranked dividend of \$0.05 per share, totalling \$97,949,552.

During the quarter, the migration of Jupiter Kalahari S.A from Luxembourg was completed and is now registered in Australia as Jupiter Kalahari Pty Ltd.

Potential FY2019 Jupiter Distribution

The Jupiter Board intends to distribute as close to 100% of its share of the Tshipi FY2019 final dividend and marketing net profits. The Board will make its final decision in February when Tshipi declares its final dividend amount.

QUARTERLY CALL WITH CEO

Jupiter would like to invite all shareholders and market participants to dial into a brief conference call later today as per the details below:

Wednesday 19 December 2018 at 4:30pm AEDT

Australian Dial-in Number: 1300 264 803

International Dial-in Number: +61 3 8687 0650

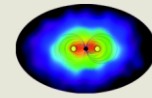
The conference call will be recorded and available on the Company website after the call (see www.jupitermines.com).

Yours sincerely

Priyank Thapliyal
Chief Executive Officer

Notes:

1. Average exchange rates per OANDA.
2. Tshipi and the marketing branch report in ZAR; Jupiter reports in AUD and figures have been converted using average exchange rates shown for each relevant period.
3. All financial information presented in this report is unaudited.
4. All amounts are in Australian Dollars unless otherwise defined. USD = United States Dollar; ZAR = South African Rand.
5. The following abbreviations have been used through the report: bank cubic metre (bcm); financial year ended 28 February 2018 (FY2018); financial year ending 28 February 2019 (FY2019); dry metric tonne unit (dmtu); dry metric tonne (dmt); cost, insurance, freight (CIF); free on board (FOB); million tonnes per annum (mtpa).



APPENDIX 1 – SCHEDULE OF TENEMENTS AS AT 30 NOVEMBER 2018

TENEMENT	LOCATION	BENEFICIAL PERCENTAGE HELD	INTEREST ACQUIRED DURING QUARTER	INTEREST DISPOSED DURING QUARTER
G29/21	Western Australia	100%	-	-
G29/22	Western Australia	100%	-	-
G29/23	Western Australia	100%	-	-
G37/36	Western Australia	100%	-	-
L29/78	Western Australia	100%	-	-
L29/79	Western Australia	100%	-	-
L29/81	Western Australia	100%	-	-
L29/99	Western Australia	100%	-	-
L29/100	Western Australia	100%	-	-
L29/106	Western Australia	100%	-	-
L29/116	Western Australia	100%	-	-
L29/117	Western Australia	100%	-	-
L29/118	Western Australia	100%	-	-
L29/119	Western Australia	100%	-	-
L29/120	Western Australia	100%	-	-
L29/121	Western Australia	100%	-	-
L29/122	Western Australia	100%	-	-
L29/123	Western Australia	100%	-	-
L29/131	Western Australia	100%	-	-
L29/132	Western Australia	100%	-	-
L36/214	Western Australia	100%	-	-
L36/215	Western Australia	100%	-	-
L36/216	Western Australia	100%	-	-
L36/217	Western Australia	100%	-	-
L37/203	Western Australia	100%	-	-
L57/45	Western Australia	100%	-	-
L57/46	Western Australia	100%	-	-
M29/408	Western Australia	100%	-	-
M29/414	Western Australia	100%	-	-